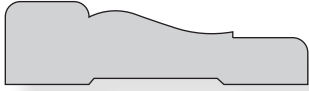



**WM315 CLAM CASING**  
11/16" x 2-1/2"  
Primed



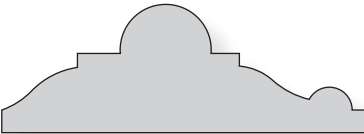
**WM351 COLONIAL CASING**  
11/16" x 2-1/2"  
Primed and clear



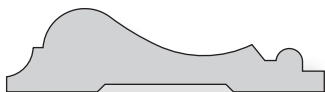
**WMBINDSOR BABY WINDSOR CASING**  
3/4" x 2-1/2"  
Primed



**WM472 CASING/CHAIRRAIL**  
9/16" x 2-1/2"  
Primed




**WM300 WILLIAMSBURG CHAIRRAIL**  
1-1/16" X 3"  
Primed



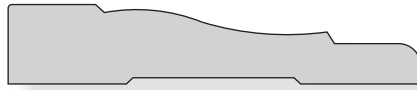
**WM390 GOVERNOR FRANCIS CHAIRRAIL**  
11/16" X 2-5/8"  
Primed



**WM105 QUARTER ROUND**  
3/4" x 3/4"  
Clear



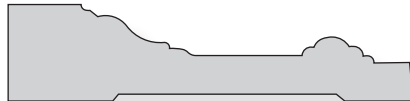
**WM8144 NOSING**  
11/16" x 1-3/4"  
Primed



**WM444 COLONIAL CASING**  
11/16" x 3-1/2"  
Primed



**WMSTAFFP STAFFORD CASING**  
3/4" x 3-7/16"  
Primed



**WMALEX ALEXANDRIA CASING**  
13/16" X 3-1/2"  
Primed



**WMWINDSOR WINDSOR CASING**  
1" x 3-1/2"  
Primed



**WMB100 BELLY BAND CASING**  
11/16" x 4-1/4"  
Primed



**WM662 COLONIAL BASE**  
9/16" x 3-1/2"  
Primed and Clear



**WMSBASE SPEED BASE**  
9/16" x 5-1/4"  
Primed or MDF




**WM1275 STOOL CAP 4-9/16" WALL**  
11/16" x 2"  
Clear



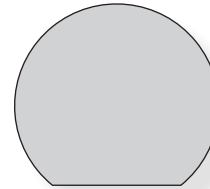
**WM172 BASE CAP**  
5/8" x 3/4"  
Primed



**WM163 BASE CAP**  
11/16" x 1-3/8"  
Primed



**WM233 CLOSET POLE**  
1-5/16"  
Fir



**WM231 HANDRAIL**  
1-1/2" x 1-5/8"  
Fir



**WM1276 STOOL CAP 6-9/16" WALL**  
11/16" X 4"  
Clear